



## Vorwort

Um Schüler<sup>1</sup> individuell zu fördern, müssen Sie zunächst den Lern- und Entwicklungsstand jedes Einzelnen erfassen und im Anschluss immer wieder neu eruieren. Nur so können Ihre Schüler auch optimal gefordert und gefördert werden.

In der vorliegenden Unterrichtshilfe finden Sie zu **sechs grundlegenden Themen des 7. Schuljahrs**, die noch einmal in Unterthemen aufgegliedert sind, Vorlagen zur Lernstands-

erfassung in Form eines **Vortests**  und eines **Abschlusstests** . Folgende Themen werden abgedeckt:

- Asking the way
- Electronic media
- Town and country
- Sports and hobbies
- At home
- Mixed tenses

Auf S. 6 sind die Themen und Unterthemen für Sie und Ihre Schüler noch einmal in einer Mindmap übersichtlich zusammengestellt. Die Mindmap ermöglicht den Schülern außerdem einen strukturierten Überblick über den wesentlichen Lernstoff im Fach Englisch in der 7. Klasse.

### Vortest

Mithilfe des Vortests findet eine erste Überprüfung der Fähigkeiten der Schüler in Bezug auf einzelne Unterrichtsinhalte statt. Durch die Testergebnisse erhalten Sie nicht nur eine allgemeine Rückmeldung über die Kompetenz des einzelnen Schülers in der jeweiligen Hauptthematik, die Ergebnisse geben auch eine klare Rückmeldung darüber, welche Unterthematik weiter geübt, gefestigt oder (nicht mehr) ausgebaut werden muss.

Nahezu alle Aufgaben zu den einzelnen Unterthemen sind nach dem Multiple-Choice-Prinzip konzipiert. Dies hat den großen Vorteil, dass die Tests schnell und effizient von der Lehrkraft oder sogar vom Schüler selbst ausgewertet werden können. Die Lösungskontrolle findet durch die Verwendung eines „Führerscheinstreifens“ statt. Dieser wird nach dem Korrekturlesen eingeblendet. Um die Lösungen zu kontrollieren, muss der Führerschein nur auf das Arbeitsblatt angelegt werden.



für die Unterthemen vergeben. Jeder Schüler kann so ein Heft anlegen und Schritt für Schritt im Laufe des Schuljahres Führerscheine sammeln. Hat ein Schüler alle Teilführerscheine erworben, kann der Gesamtführerschein zum jeweiligen Hauptthema vergeben werden. Diesen Führerschein können Sie bequem und schnell „abstempeln“. Auf diese Weise erhält der Schüler immer eine Übersicht über Themenbereiche, die er beherrscht.

Hat der Vortest jedoch Bereiche und Themen offengelegt, in denen der Schüler noch Übungsbedarf hat, so können Sie mit den Materialien aus dem Band **„Englisch üben Klasse 7“** (Bestell-Nr. 07608) eine ausgiebige Trainings- und Wiederholungsphase einlegen. Zur gezielten Förderung finden Sie hier Übungsmaterialien auf zwei Niveaustufen. Diese Unterrichtshilfe ist nach demselben Inhaltsverzeichnis wie der vorliegende Band konzipiert und stellt somit eine optimale Ergänzung dar. An dieser Übungsphase können natürlich auch diejenigen Schüler teilnehmen, die bereits den Vortest bestanden haben.

### **Abschlusstest**

Nach einer Übungsphase werden die Schüler mithilfe des Führerschein-Abschlusstests für den jeweiligen Teilbereich geprüft. Dieser soll Aufschluss über den erzielten Lernfortschritt geben. Vor- und Abschlusstest sind jeweils gleich aufgebaut, um die Lernprogression direkt ablesen zu können.

Die Handhabung des Abschlusstests ist identisch mit der des Vortests. Wenn ein Schüler den Vortest nicht bestanden hat, so hat er jetzt mit dem Abschlusstest die Möglichkeit, den Führerschein für das jeweilige Unterthema zu erlangen. Genauso kann der Abschlusstest für die Schüler, die den Vortest bereits erfolgreich absolviert haben, eine Wiederholung darstellen.

Zur abschließenden Leistungskontrolle empfehlen wir Ihnen den Band **„Klassenarbeiten Englisch 7“** (Bestell-Nr. 07609), der ebenfalls nach demselben Inhaltsverzeichnis wie der vorliegende Band konzipiert wurde. Sie können also mit dem kompletten Programm „Auer Führerscheine Englisch“, „Englisch üben“ und „Klassenarbeiten Englisch“ schnell und einfach die Kompetenzen Ihrer Schüler diagnostizieren, entsprechende Materialien zum Üben anbieten und in einer Klassenarbeit abfragen.

Die drei Bände eignen sich somit hervorragend, um einen entsprechenden Förderplan mit genauer Angabe der Stärken und Defizite sowie der Fördermöglichkeiten zu erstellen und ggf. auch an die Eltern weiterzureichen.

Viel Erfolg bei der Bearbeitung der Materialien!

Download zur Ansicht

# Führerschein Englisch Klasse 7

Name: \_\_\_\_\_

Foto  
von dir



**Download  
zur Ansicht**

<b>FÜHRERSCHEIN</b> Question words	<input type="text"/>
<b>FÜHRERSCHEIN</b> Useful words and phrases for asking the way	<input type="text"/>
<b>FÜHRERSCHEIN</b> Means of transportation	<input type="text"/>
<b>FÜHRERSCHEIN</b> Simple present	<input type="text"/>
<b>FÜHRERSCHEIN</b> Smartphones and Internet	<input type="text"/>
<b>FÜHRERSCHEIN</b> Radio, TV	<input type="text"/>
<b>FÜHRERSCHEIN</b> Relative clauses	<input type="text"/>
<b>FÜHRERSCHEIN</b> Paraphrasing	<input type="text"/>
<b>FÜHRERSCHEIN</b> Country and nature	<input type="text"/>
<b>FÜHRERSCHEIN</b> City and sights	<input type="text"/>
<b>FÜHRERSCHEIN</b> Will-future	<input type="text"/>
<b>FÜHRERSCHEIN</b> Conditional sentences I	<input type="text"/>
<b>FÜHRERSCHEIN</b> Conditional sentences II	<input type="text"/>

<b>FÜHRERSCHEIN</b> Sports and hobbies	<input type="text"/>
<b>FÜHRERSCHEIN</b> Free time activities	<input type="text"/>
<b>FÜHRERSCHEIN</b> My sports	<input type="text"/>
<b>FÜHRERSCHEIN</b> Sports equipment and locations	<input type="text"/>
<b>FÜHRERSCHEIN</b> Music and instruments	<input type="text"/>

<b>FÜHRERSCHEIN</b> At home	<input type="text"/>
<b>FÜHRERSCHEIN</b> Rooms and places	<input type="text"/>
<b>FÜHRERSCHEIN</b> Furniture and home accessories	<input type="text"/>
<b>FÜHRERSCHEIN</b> Modals and their substitutes	<input type="text"/>
<b>FÜHRERSCHEIN</b> Possessive pronouns	<input type="text"/>
<b>FÜHRERSCHEIN</b> Reflexive pronouns	<input type="text"/>

<b>FÜHRERSCHEIN</b> Mixed tenses	<input type="text"/>
<b>FÜHRERSCHEIN</b> Past perfect (positive statements)	<input type="text"/>
<b>FÜHRERSCHEIN</b> Past perfect (negative statements)	<input type="text"/>
<b>FÜHRERSCHEIN</b> Past perfect (questions)	<input type="text"/>
<b>FÜHRERSCHEIN</b> Simple present/ present progressive	<input type="text"/>
<b>FÜHRERSCHEIN</b> Simple past/ present perfect	<input type="text"/>
<b>FÜHRERSCHEIN</b> Will-future/ going to-future	<input type="text"/>

( Bitte hier knicken! )

Download zur Ansicht



1. Tick the correct translation.

a) Tal	hill	<input type="checkbox"/>	<input checked="" type="checkbox"/>
	tall	<input type="checkbox"/>	
	valley	<input type="checkbox"/>	
b) Dorf	valley	<input type="checkbox"/>	<input checked="" type="checkbox"/>
	village	<input type="checkbox"/>	
	hilly	<input type="checkbox"/>	
c) Fabrik	farmhouse	<input type="checkbox"/>	<input checked="" type="checkbox"/>
	forest	<input type="checkbox"/>	
	factory	<input type="checkbox"/>	


2. Tick the words which belong to the word field of "country".

forest	<input type="checkbox"/>	<input checked="" type="checkbox"/>
traffic	<input type="checkbox"/>	
cow	<input type="checkbox"/>	<input checked="" type="checkbox"/>
busy	<input type="checkbox"/>	
car park	<input type="checkbox"/>	
quiet	<input type="checkbox"/>	<input checked="" type="checkbox"/>

3. Tick the correct negation.

a) We'll go shopping next Friday.	We don't go shopping next Friday.	<input type="checkbox"/>	<input checked="" type="checkbox"/>
	We not will go shopping next Friday.	<input type="checkbox"/>	
	We won't go shopping next Friday.	<input type="checkbox"/>	
b) My uncle works on a farm.	My uncle doesn't work on a farm.	<input type="checkbox"/>	<input checked="" type="checkbox"/>
	My uncle don't work on a farm.	<input type="checkbox"/>	
	My uncle not work on a farm.	<input type="checkbox"/>	
c) This cathedral is very nice.	This cathedral not is very nice.	<input type="checkbox"/>	<input checked="" type="checkbox"/>
	This cathedral don't is very nice.	<input type="checkbox"/>	
	This cathedral isn't very nice.	<input type="checkbox"/>	

Download zur Ansicht



1. Tick the correct translation.

a) Berg	hill	<input type="checkbox"/>	<input checked="" type="checkbox"/>
	mountain	<input checked="" type="checkbox"/>	
	valley	<input type="checkbox"/>	
b) Bauer	farmer	<input type="checkbox"/>	<input checked="" type="checkbox"/>
	builder	<input type="checkbox"/>	
	farmman	<input type="checkbox"/>	
c) Wald	field	<input type="checkbox"/>	<input checked="" type="checkbox"/>
	forest	<input type="checkbox"/>	
	factory	<input type="checkbox"/>	

2. Tick the words which don't belong to the word field of "country".

skyscraper	<input type="checkbox"/>	<input checked="" type="checkbox"/>
fresh air	<input type="checkbox"/>	
noisy	<input type="checkbox"/>	<input checked="" type="checkbox"/>
animals	<input type="checkbox"/>	
fields	<input type="checkbox"/>	
airport	<input type="checkbox"/>	<input checked="" type="checkbox"/>

3. Tick the correct negation.

a) Katy will visit London next Sunday.	Katy won't visited London next Sunday.	<input type="checkbox"/>	<input checked="" type="checkbox"/>
	Katy will not visit London next Sunday.	<input type="checkbox"/>	
	Katy not visit London next Sunday.	<input type="checkbox"/>	
b) My brother is a farmer.	My brother not is a farmer.	<input type="checkbox"/>	<input checked="" type="checkbox"/>
	My brother doesn't a farmer.	<input type="checkbox"/>	
	My brother isn't a farmer.	<input type="checkbox"/>	
c) My parents love the country.	My parents don't love the country.	<input type="checkbox"/>	<input checked="" type="checkbox"/>
	My parents doesn't love the country.	<input type="checkbox"/>	
	My parents love not the country.	<input type="checkbox"/>	

Download zur Ansicht



1. Tick the correct translation.

a) Parkplatz	park place <input type="checkbox"/>	<input checked="" type="checkbox"/>
	parking <input type="checkbox"/>	
	car park <input type="checkbox"/>	
b) Verkehr	cars <input type="checkbox"/>	<input checked="" type="checkbox"/>
	traffic <input type="checkbox"/>	
	busy <input type="checkbox"/>	
c) beschäftigt	noisy <input type="checkbox"/>	<input checked="" type="checkbox"/>
	busy <input type="checkbox"/>	
	dirty <input type="checkbox"/>	


2. Tick the words which belong to the word field of "town".

fields	<input type="checkbox"/>	
cinema	<input type="checkbox"/>	<input checked="" type="checkbox"/>
noisy	<input type="checkbox"/>	<input checked="" type="checkbox"/>
train station	<input type="checkbox"/>	<input checked="" type="checkbox"/>
green	<input type="checkbox"/>	
shopping mall	<input type="checkbox"/>	<input checked="" type="checkbox"/>

3. Ask for the underlined word. Tick the correct question word.

a) My <u>little brother</u> works in a famous company.	who <input type="checkbox"/>	<input checked="" type="checkbox"/>
	where <input type="checkbox"/>	
	why <input type="checkbox"/>	
b) Big cities are often <u>noisy</u> .	where <input type="checkbox"/>	<input checked="" type="checkbox"/>
	what <input type="checkbox"/>	
	how <input type="checkbox"/>	
c) You don't need <u>asking</u> in a big city.	what <input type="checkbox"/>	<input checked="" type="checkbox"/>
	where <input type="checkbox"/>	
	who <input type="checkbox"/>	

Download zur Ansicht



1. Tick the correct translation.

a) Sehenswürdigkeit	since view sight	<input type="checkbox"/> <input type="checkbox"/> <input checked="" type="checkbox"/>	<input checked="" type="checkbox"/>
b) Straßenbahn	road train underground tram	<input type="checkbox"/> <input type="checkbox"/> <input checked="" type="checkbox"/>	<input checked="" type="checkbox"/>
c) Brunnen	fountain square bridge	<input type="checkbox"/> <input type="checkbox"/> <input type="checkbox"/>	<input checked="" type="checkbox"/>

2. Tick the words which belong to the word field of "town".

skyscrapers	<input type="checkbox"/>	<input checked="" type="checkbox"/>
sights	<input type="checkbox"/>	<input checked="" type="checkbox"/>
farm	<input type="checkbox"/>	<input type="checkbox"/>
urban	<input checked="" type="checkbox"/>	<input checked="" type="checkbox"/>
nature	<input type="checkbox"/>	<input type="checkbox"/>
shopping mall	<input type="checkbox"/>	<input checked="" type="checkbox"/>

3. Ask for the underlined word. Tick the correct question.

a) <u>Tim and Sarah</u> haven't been to New York yet.	Who haven't been to New York yet? Who hasn't been to New York yet? How haven't been to New York yet?	<input type="checkbox"/> <input checked="" type="checkbox"/> <input type="checkbox"/>	<input checked="" type="checkbox"/>
b) The Tower Bridge <u>opens up</u> for ships.	When does the Tower Bridge open up? Where does the Tower Bridge open up? What does the Tower Bridge do?	<input type="checkbox"/> <input checked="" type="checkbox"/> <input type="checkbox"/>	<input checked="" type="checkbox"/>
c) They'll go for a walk in Central Park <u>this afternoon</u> .	Where will they go for a walk? When will they go for a walk? Who will go for a walk?	<input type="checkbox"/> <input checked="" type="checkbox"/> <input type="checkbox"/>	<input checked="" type="checkbox"/>

Download zur Ansicht





1. Form a question in the *will*-future. Tick the correct box.

- |  |   |                                     |
|--|---|-------------------------------------|
| a) the girl – her mother – help – in the garden? | Will the girl help her mother in the garden? <input type="checkbox"/> | <input checked="" type="checkbox"/> |
|  | Will help the girl her mother in the garden? <input type="checkbox"/> |                                     |
|  | The girl will help her mother in the garden? <input type="checkbox"/> |                                     |
| b) Sasha – away – move?                          | Sasha will move away? <input type="checkbox"/>                        |                                     |
|  | Will Sasha move away? <input type="checkbox"/>                        | <input checked="" type="checkbox"/> |
|  | Will move Sasha away? <input type="checkbox"/>                        |                                     |
| c) we – the cinema – go – next weekend?          | We will go to the cinema next weekend? <input type="checkbox"/>       |                                     |
|  | Will we next weekend to the cinema go? <input type="checkbox"/>       |                                     |
|  | Will we go to the cinema next weekend? <input type="checkbox"/>       | <input checked="" type="checkbox"/> |


2. Tick the correct negation.

- |  |  |                                     |
|--|--|-------------------------------------|
| a) We'll meet at the restaurant tonight.     | We not will meet at the restaurant tonight. <input type="checkbox"/>         |                                     |
|  | We won't meet at the restaurant tonight. <input checked="" type="checkbox"/> | <input checked="" type="checkbox"/> |
|  | We don't meet at the restaurant tonight. <input type="checkbox"/>            |                                     |
| b) The train will arrive in two hours.       | The train not will arrive in two hours. <input type="checkbox"/>             |                                     |
|  | The train won't in two hours. <input type="checkbox"/>                       |                                     |
|  | The train will not arrive in two hours. <input type="checkbox"/>             | <input checked="" type="checkbox"/> |
| c) My brother will go hiking at the weekend. | My brother won't go hiking at the weekend. <input type="checkbox"/>          | <input checked="" type="checkbox"/> |
|  | My brother doesn't go hiking at the weekend. <input type="checkbox"/>        |                                     |
|  | My brother not will go hiking at the weekend. <input type="checkbox"/>       |                                     |

3. Tick the correct translation.

- |                                 |  |                                     |
|---------------------------------|--|-------------------------------------|
| a) Willst du den Tieren helfen? | Will you help the animals? <input type="checkbox"/>                  |                                     |
|                                 | Do you want to help the animals? <input checked="" type="checkbox"/> | <input checked="" type="checkbox"/> |
|                                 | Help you the animals? <input type="checkbox"/>                       |                                     |
| b) Wird er uns besuchen?        | Does he want to visit us? <input type="checkbox"/>                   |                                     |
|                                 | Is he will visiting us? <input type="checkbox"/>                     |                                     |

Download zur Ansicht



1. Form questions in the will-future. Tick the correct box.

- a) the boys – their uncle – help?
 

Will the boys help their uncle?	<input type="checkbox"/>	X
Will the boys their uncle help?	<input type="checkbox"/>	
Do the boys help their uncle?	<input type="checkbox"/>	
  
- b) be – Madame Tussauds – tonight – open?
 

Will Madame Tussauds be open tonight?	<input type="checkbox"/>	X
Will Madame Tussauds open tonight be?	<input type="checkbox"/>	
Is Madame Tussauds open tonight?	<input type="checkbox"/>	
  
- c) go swimming – Leon – next weekend?
 

Will Leon go swimming next weekend?	<input type="checkbox"/>	X
Will Leon next weekend go swimming?	<input type="checkbox"/>	
Is Leon swimming?	<input type="checkbox"/>	

2. Tick the correct negation.

- a) We'll meet at Times Square tonight.
 

We will meet not at Times Square tonight.	<input type="checkbox"/>	X
We don't meet at Times Square tonight.	<input type="checkbox"/>	
We won't meet at Times Square tonight.	<input checked="" type="checkbox"/>	
  
- b) The plane will arrive in Dublin in three hours.
 

The plane won't in Dublin arrive in three hours.	<input type="checkbox"/>	X
The plane will not arrive in Dublin in three hours.	<input type="checkbox"/>	
The plane doesn't arrive in Dublin in three hours.	<input type="checkbox"/>	
  
- c) My friend will climb the mountain.
 

My friend won't climb the mountain.	<input type="checkbox"/>	X
My friend will climb not the mountain.	<input type="checkbox"/>	
My friend doesn't climb the mountain.	<input type="checkbox"/>	

3. Tick the correct translation.

- a) Wegen des Bahnstreiks werden wahrscheinlich viele Leute mit dem Auto fahren.
 

Due to the rail strike many people will probably go by car.	<input type="checkbox"/>	X
Due to the rail strike will many people gone by car.	<input type="checkbox"/>	
Due to the rail strike many people will go probably by car.	<input type="checkbox"/>	
  
- b) Das neue Festival wird eines der berühmtesten Sehenswürdigkeiten in Wales.
 

The new festival will be one of the famous sights of Wales.	<input type="checkbox"/>
---	--------------------------

Download zur Ansicht



1. Tick the correct verb form.

a) Peter \_\_\_\_\_ outside if it's rainy.

- will not play
- won't
- doesn't plays

b) If Kelly \_\_\_\_\_ here, I'll be very happy.

- will move
- moves
- move

c) My mum will buy a new horse if she \_\_\_\_\_ enough money.

- will have
- will has
- has

2. Which endings fit the sentence? Mark all possible endings with a cross.

a) If I'm in town next weekend, ...

- ... I go shopping.
- ... my friend will meet me.
- ... we'll visit a museum.
- ... Sarah is happy.
- ... you'll have to pick me up.
- ... I'll buy some CDs.

b) My parents will be happy if ...


- ... I will help in the house.
- ... my brother cleans the car.
- ... my grandparents will visit us.
- ... we'll tidy up our rooms.
- ... they have a free weekend.
- ... Dan will help in the garden.

3. Tick the correct translation.

a) Wenn es am Sonntag warm ist, werde ich schwimmen gehen.

- I'll go swimming if it will be warm on Sunday.
- If it will be warm on Sunday, I'll go swimming.
- I will go swimming if it's warm on Sunday.

Download zur Ansicht



1. Tick the correct verb form.

- |   |             |                          |                                     |
|---|-------------|--------------------------|-------------------------------------|
| a) If the lake _____ too cold, I'll go swimming.                    | will not be | <input type="checkbox"/> | <input checked="" type="checkbox"/> |
|   | isn't       | <input type="checkbox"/> |                                     |
|   | won't be    | <input type="checkbox"/> |                                     |
| b) The farmer _____ on the fields tomorrow if the weather is sunny. | will work   | <input type="checkbox"/> | <input checked="" type="checkbox"/> |
|   | work        | <input type="checkbox"/> |                                     |
|   | works       | <input type="checkbox"/> |                                     |
| c) Peter will come to my house if my sister _____ him.              | invites     | <input type="checkbox"/> | <input checked="" type="checkbox"/> |
|   | will invite | <input type="checkbox"/> |                                     |
|   | invite      | <input type="checkbox"/> |                                     |

2. Which endings fit the sentence? Mark all possible endings with a cross.

- |                                 |  |                                     |                                     |
|---------------------------------|--|-------------------------------------|-------------------------------------|
| a) If it's sunny on Monday, ... | ... my friend visits me.                   | <input type="checkbox"/>            | <input checked="" type="checkbox"/> |
|                                 | ... I go riding.                           | <input type="checkbox"/>            |                                     |
|                                 | ... we'll have a picnic in the park.       | <input checked="" type="checkbox"/> |                                     |
|                                 | ... my brother will help in the field.     | <input checked="" type="checkbox"/> |                                     |
|                                 | ... we'll go for a walk.                   | <input checked="" type="checkbox"/> |                                     |
| b) My brother will laugh if ... | ... I tell a joke.                         | <input type="checkbox"/>            | <input checked="" type="checkbox"/> |
|                                 | ... my father will wear a Simpson T-shirt. | <input type="checkbox"/>            |                                     |
|                                 | ... we'll watch Mr Bean together.          | <input type="checkbox"/>            |                                     |
|                                 | ... somebody is funny.                     | <input checked="" type="checkbox"/> |                                     |
|                                 | ... I have to help in the garden.          | <input checked="" type="checkbox"/> |                                     |

3. Tick the correct translation.

- |   |  |                          |                                     |
|---|--|--------------------------|-------------------------------------|
| a) Wenn es am Wochenende warm ist, gehen wir nicht in das British Museum. | We won't go to the British Museum if it's warm at the weekend. | <input type="checkbox"/> | <input checked="" type="checkbox"/> |
|   | If it will be warm, we won't go to the British Museum.         | <input type="checkbox"/> |                                     |
|   | We will not go to the British Museum if it'll be warm.         | <input type="checkbox"/> |                                     |
| b) Wenn ich am Wochenende besucht, bringt sie ihre Hasen mit.             |  |                          |                                     |

Download zur Ansicht



1. Tick the correct verb form.

- |   |                                      |                                     |
|---|--------------------------------------|-------------------------------------|
| a) Peter _____ shopping if he had no money.               | didn't go <input type="checkbox"/>   | <input checked="" type="checkbox"/> |
|   | won't go <input type="checkbox"/>    |                                     |
|   | wouldn't go <input type="checkbox"/> |                                     |
| b) If Kelly _____ to the riding lessons, I'd talk to her. | will come <input type="checkbox"/>   | <input checked="" type="checkbox"/> |
|   | would come <input type="checkbox"/>  |                                     |
|   | came <input type="checkbox"/>        |                                     |
| c) My father would buy a farm if he _____ enough money.   | would have <input type="checkbox"/>  | <input checked="" type="checkbox"/> |
|   | had <input type="checkbox"/>         |                                     |
|   | has <input type="checkbox"/>         |                                     |


2. Which endings fit the sentence? Mark all possible endings with a cross.

- |                                       |                                     |                                     |                                     |
|---------------------------------------|-------------------------------------|-------------------------------------|-------------------------------------|
| a) If I had 1,000,000 dollars, ...    | ... I would go on a world trip.     | <input type="checkbox"/>            | <input checked="" type="checkbox"/> |
|                                       | ... I move to New York.             | <input type="checkbox"/>            |                                     |
|                                       | ... we'd stop working.              | <input checked="" type="checkbox"/> | <input checked="" type="checkbox"/> |
|                                       | ... my parents will be happy.       | <input type="checkbox"/>            |                                     |
|                                       | ... I'd buy a farm.                 | <input checked="" type="checkbox"/> | <input checked="" type="checkbox"/> |
|                                       | ... I'll buy a skyscraper.          | <input type="checkbox"/>            |                                     |
|                                       | ... my brother would be jealous.    | <input type="checkbox"/>            | <input checked="" type="checkbox"/> |
| b) My friend would go by plane if ... | ... she would do a flight training. | <input type="checkbox"/>            |                                     |
|                                       | ... she would get 10.000 dollars.   | <input type="checkbox"/>            |                                     |
|                                       | ... I lived in New York.            | <input type="checkbox"/>            | <input checked="" type="checkbox"/> |
|                                       | ... they'd moved to Australia.      | <input type="checkbox"/>            |                                     |
|                                       | ... it is Lufthansa.                | <input type="checkbox"/>            |                                     |
|                                       | ... her parents bought the tickets. | <input type="checkbox"/>            | <input checked="" type="checkbox"/> |

3. Tick the correct translation.

- |   |   |                                     |
|---|---|-------------------------------------|
| a) Wenn ich nicht in der Stadt leben würde, wäre ich traurig. | If I wouldn't live in a city, I'd be sad.   | <input type="checkbox"/>            |
|   | If I didn't live in a city, I would be sad. | <input checked="" type="checkbox"/> |
|   | If I didn't live in a city, I'd be sad.     | <input type="checkbox"/>            |

Download zur Ansicht



1. Tick the correct verb form.

- a) If Stefanie \_\_\_\_\_ a farm, her boyfriend would be mad at her.      would buy   
bought  **X**  
buys
- b) If Johanna \_\_\_\_\_ to London, she would meet new friends.      moves   
would move   
moved  **X**
- c) My family would buy a big house if they \_\_\_\_\_ enough money.      had  **X**  
would have   
has

2. Which endings fit the sentence? Mark all possible endings with a cross.

- a) If I were rich, ...
  - ... I'll buy a villa
  - ... I would become a farmer.  **X**
  - ... I would move to the country.  **X**
  - ... I will buy a skyscraper.
  - ... I'd go shopping every day.  **X**
  - ... I would go for a walk in Central Park every day.  **X**
- b) My boyfriend would move to a big city if ...
  - ... he would get a good job.
  - ... he would get 10,000 dollars.
  - ... he found a nice flat.  **X**
  - ... our friends would go, too.
  - ... I went with him.  **X**

3. Tick the correct translation.

- a) Wenn wir nicht auf einem Bauernhof leben würden, wäre ich traurig.  
If we didn't live on a farm, I'd be sad.  **X**  
If I wouldn't live on a farm, I would be sad.   
If I didn't live on a farm, I was sad.
- b) Ich würde glücklich in der Innenstadt leben würde

Download zur Ansicht